

# SINGLE GIRDER TOP RUNNING & JIB CRANE SELECTION CHARTS

C4M4

To

AS1418.1

JDN MONOCRANE

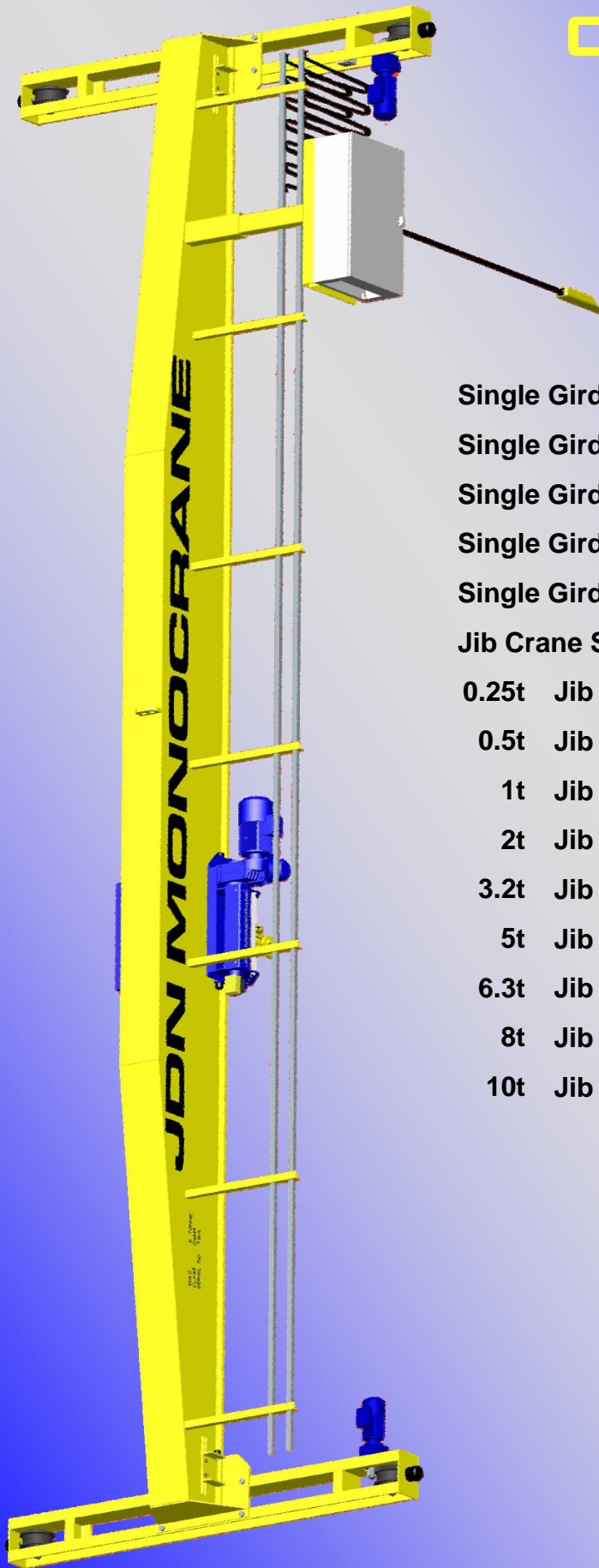
FEATURING

***HYPERSPEED & i-GLIDE***


ISSUE: 02/2008

JDN MONOCRANE

# CONTENTS



Single Girder Crane Stock Code Key	5
Single Girder 2-SPEED L024	6
Single Girder <b>HYPERSPEED</b> L024	7
Single Girder 2-SPEED L040	8
Single Girder <b>HYPERSPEED</b> L040	9
Jib Crane Stock Code Key	11
0.25t Jib Cranes	12
0.5t Jib Cranes	13
1t Jib Cranes	14
2t Jib Cranes	15
3.2t Jib Cranes	16
5t Jib Cranes	17
6.3t Jib Cranes	18
8t Jib Cranes	19
10t Jib Cranes	20





e.g. STAA05X20-02-23F024-4/1F20F40  
Single Girder Top Running, 5t MRC, 20m Span, 2000 Series, 5.8 m/min 2-Speed Hoisting, 6m H.O.L, 4 Falls of Rope, 1 Lead off Drum, 2-Speed 20m/min Cross Travel, 2-Speed 40m/min Long Travel

ISSUE: 02/2008



## SINGLE GIRDER TOP RUNNING 2-SPEED L024 CRANE SELECTION CHART

-- = SUBSTITUTE FOR REQUIRED SPAN (m)  
e.g. STAA05X18-02-23F024-4/1F20F40

MRC (t)	Crane Duty	Hoist Duty	Hoist Speeds (m/min)	X/T Speeds (m/min)	L/T Speeds (m/min)	Height of Lift (m)	Stock Code	Span (m)
1	C4/M4	M4	8/2	20/5	40/10	12	STAA01X--01-16F024-2/1F20F40	06
2	C4/M4	M4	8/2	20/5	40/10	6	STAA02X--01-16F024-4/1F20F40	07
3.2	C4/M4	M6	5.8/1.5	20/5	40/10	6	STAA03X--02-31F024-4/1F20F40	08
5	C4/M4	M4	5.8/1.5	20/5	40/10	6	STAA05X--02-23F024-4/1F20F40	09
6.3	C4/M4	M5	3.8/1	20/5	40/10	6	STAA06X--03-18F024-4/1F20F40	10
8	C4/M4	M4	3.3/0.9	20/5	40/10	6	STAA08X--03-16F024-4/1F20F40	11
10	C4/M4	M5	4.5/1.2	20/5	40/10	6	STAA10X--04-18F024-4/1F20F40	12
12.5	C4/M4	M4	4/1	20/5	40/10	6	STAA12X--04-16F024-4/1F20F40	13
16	C4/M4	M4	4.5/1.2	20/5	40/10	6	STAA16X--05-18F024-4/1F20F40	14
20	} REFER TO L040 FOR THESE CAPACITIES							15
25								16
32								17
								18
								19
								20
								21
								22
								23
								24
								25
								26
								27
								28
								29
								30
								31
								32



## SINGLE GIRDER TOP RUNNING HYPERSPEED L024 CRANE SELECTION CHART

-- = SUBSTITUTE FOR REQUIRED SPAN (m)  
e.g. STAA05X18-02-22H024-4/1120140

\* = THIS SPEED ONLY AVAILABLE WITH LOAD LESS THAN 25% OF MRC

MRC (t)	Crane Duty	Hoist Duty	Hoist Speed (m/min)		X/T Speeds (m/min)	L/T Speeds (m/min)	Height of Lift (m)	Stock Code	Span (m)
			ON	OFF					
1	C4/M4	M4	19*/9.5/1.6	9.5/4.8/0.8	20/6.6/1.6	40/13.3/3.3	12	STAA01X__-01-19H024-2/1120140	06
2	C4/M4	M4	9.5*/4.8/0.8	4.8/2.4/0.4	20/6.6/1.6	40/13.3/3.3	6	STAA02X__-01-19H024-4/1120140	07
3.2	C4/M4	M6	15*/7.5/1.3	7.5/3.8/0.7	20/6.6/1.6	40/13.3/3.3	6	STAA03X__-02-30H024-4/1120140	08
5	C4/M4	M4	11*/5.5/1	5.5/2.8/0.5	20/6.6/1.6	40/13.3/3.3	6	STAA05X__-02-22H024-4/1120140	09
6.3	C4/M4	M5	10.5*/5.3/0.9	5.3/2.7/0.5	20/6.6/1.6	40/13.3/3.3	6	STAA06X__-03-21H024-4/1120140	10
8	C4/M4	M4	9.5*/4.8/0.8	4.8/2.4/0.4	20/6.6/1.6	40/13.3/3.3	6	STAA08X__-03-19H024-4/1120140	11
10	C4/M4	M5	10.5*/5.3/0.9	5.3/2.7/0.5	20/6.6/1.6	40/13.3/3.3	6	STAA10X__-04-21H024-4/1120140	12
12.5	C4/M4	M4	8.5*/4.3/0.8	4.3/2.2/0.4	20/6.6/1.6	40/13.3/3.3	6	STAA12X__-04-17H024-4/1120140	13
16	C4/M4	M4	8*/4/0.7	4/2/0.4	20/6.6/1.6	40/13.3/3.3	6	STAA16X__-05-16H024-4/1120140	14
20	} REFER TO L040 FOR THESE CAPACITIES								15
25									16
									17
32									18
									19
									20
									21
									22
									23
									24
									25
									26
									27
									28
									29
									30
									31
									32





## SINGLE GIRDER TOP RUNNING 2-SPEED L040 CRANE SELECTION CHART

-- = SUBSTITUTE FOR REQUIRED SPAN (m)  
e.g. STAA05X18-02-23F040-4/1F20F40

MRC (t)	Crane Duty	Hoist Duty	Hoist Speeds (m/min)	X/T Speeds (m/min)	L/T Speeds (m/min)	Height of Lift (m)	Stock Code	Span (m)
1	C4/M4	M4	8/2	20/5	40/10	20	STAA01X--01-16F024-2/1F20F40	06
2	C4/M4	M4	8/2	20/5	40/10	10	STAA02X--01-16F024-4/1F20F40	07
3.2	C4/M4	M6	5.8/1.5	20/5	40/10	10	STAA03X--02-31F024-4/1F20F40	08
5	C4/M4	M4	5.8/1.5	20/5	40/10	10	STAA05X--02-23F024-4/1F20F40	09
6.3	C4/M4	M5	3.8/1	20/5	40/10	10	STAA06X--03-18F024-4/1F20F40	10
8	C4/M4	M4	3.3/0.9	20/5	40/10	10	STAA08X--03-16F024-4/1F20F40	11
10	C4/M4	M5	4.5/1.2	20/5	40/10	10	STAA10X--04-18F024-4/1F20F40	12
12.5	C4/M4	M4	4/1	20/5	40/10	10	STAA12X--04-16F024-4/1F20F40	13
16	C4/M4	M4	4.5/1.2	20/5	40/10	10	STAA16X--05-18F024-4/1F20F40	14
20	C4/M4	M4	3.8/1	20/5	40/10	10	STAA20X--06-18F040-4/1F20F40	15
25	C4/M4	M5	3.8/1	20/5	40/10	10	STAA25X--07-15F040-4/1F20F40	16
32	C4/M4	M4	3.3/0.9	20/5	40/10	10	STAA32X--07-13F040-4/1F20F40	17
								18
								19
								20
								21
								22
								23
								24
								25
								26
								27
								28
								29
								30
								31
								32

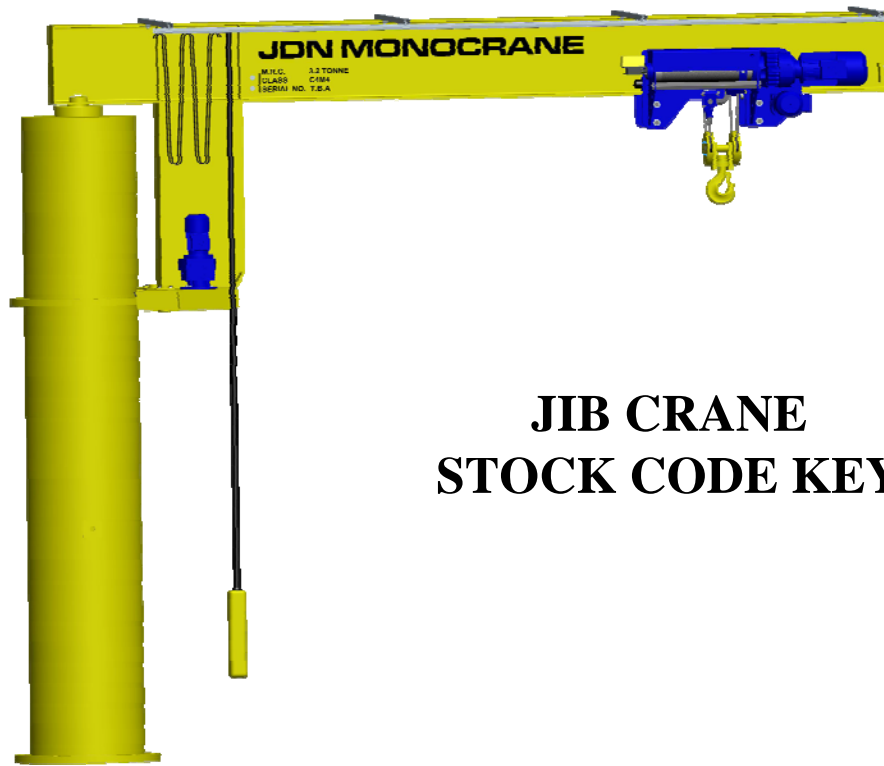


## SINGLE GIRDER TOP RUNNING HYPER SPEED L040 CRANE SELECTION CHART

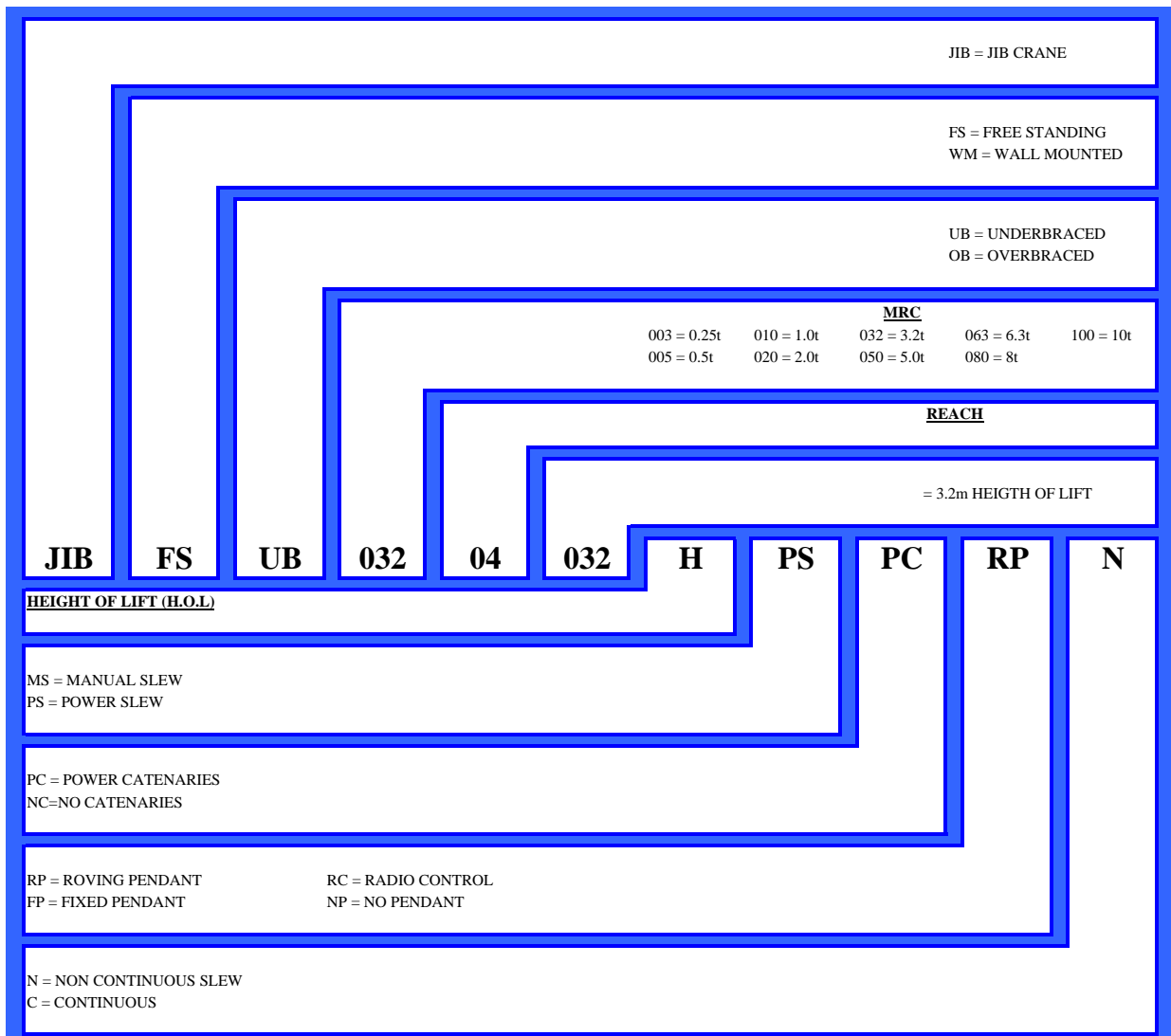
-- = SUBSTITUTE FOR REQUIRED SPAN (m)  
e.g. STAA05X18-02-22H040-4/1I20I40

\* = THIS SPEED ONLY AVAILABLE WITH LOAD LESS THAN 25% OF MRC

MRC (t)	Crane Duty	Hoist Duty	Hoist Speed (m/min)		X/T Speeds (m/min)	L/T Speeds (m/min)	Height of Lift (m)	Stock Code	Span (m)
			ON	OFF					
1	C4/M4	M4	19*/9.5/1.6	9.5/4.8/0.8	20/6.6/1.6	40/13.3/3.3	20	STAA01X_--01-19H040-2/1I20I40	06
2	C4/M4	M4	9.5*/4.8/0.8	4.8/2.4/0.4	20/6.6/1.6	40/13.3/3.3	10	STAA02X_--01-19H040-4/1I20I40	07
3.2	C4/M4	M6	15*/7.5/1.3	7.5/3.8/0.7	20/6.6/1.6	40/13.3/3.3	10	STAA03X_--02-30H040-4/1I20I40	08
5	C4/M4	M4	11*/5.5/1	5.5/2.8/0.5	20/6.6/1.6	40/13.3/3.3	10	STAA05X_--02-22H040-4/1I20I40	09
6.3	C4/M4	M5	10.5*/5.3/0.9	5.3/2.7/0.5	20/6.6/1.6	40/13.3/3.3	10	STAA06X_--03-21H040-4/1I20I40	10
8	C4/M4	M4	9.5*/4.8/0.8	4.8/2.4/0.4	20/6.6/1.6	40/13.3/3.3	10	STAA08X_--03-19H040-4/1I20I40	11
10	C4/M4	M5	10.5*/5.3/0.9	5.3/2.7/0.5	20/6.6/1.6	40/13.3/3.3	10	STAA10X_--04-21H040-4/1I20I40	12
12.5	C4/M4	M4	8.5*/4.3/0.8	4.3/2.2/0.4	20/6.6/1.6	40/13.3/3.3	10	STAA12X_--04-17H040-4/1I20I40	13
16	C4/M4	M4	8*/4/0.7	4/2/0.4	20/6.6/1.6	40/13.3/3.3	10	STAA16X_--05-16H040-4/1I20I40	14
20	C4/M4	M4	7.5*/3.8/0.7	3.8/1.9/0.4	20/6.6/1.6	40/13.3/3.3	10	STAA20X_--06-15H040-4/1I20I40	15
25	C4/M4	M5	8*/4/0.7	4/2/0.4	20/6.6/1.6	40/13.3/3.3	10	STAA25X_--07-16H040-4/1I20I40	16
32	C4/M4	M4	6.5*/3.3/0.6	3.3/1.7/0.3	20/6.6/1.6	40/13.3/3.3	10	STAA32X_--07-13H040-4/1I20I40	17
									18
									19
									20
									21
									22
									23
									24
									25
									26
									27
									28
									29
									30
									31
									32



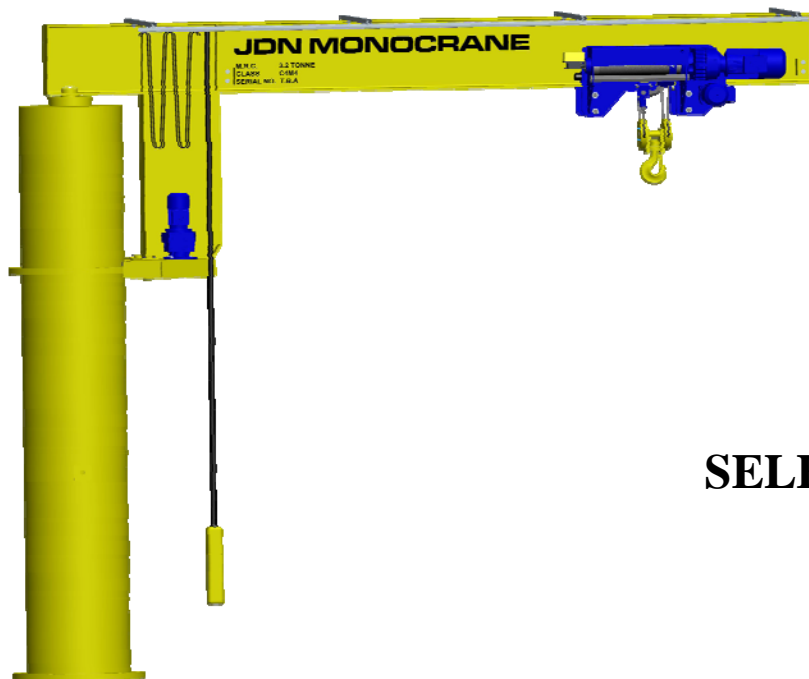
## JIB CRANE STOCK CODE KEY



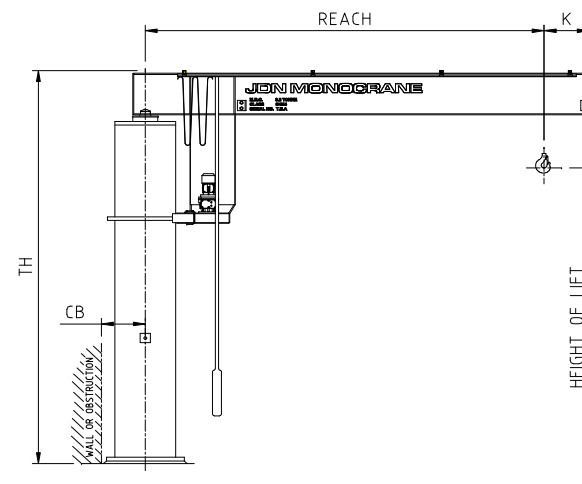
e.g. JIB-FSUB032X04X032H-PS-PC-RP-N

Free Standing Underbraced Jib Crane, 3.2t MRC, 4m Reach, 3.2m H.O.L, Power Slew, Power Catenaries, Roving Pendant, Non Continues Slew.



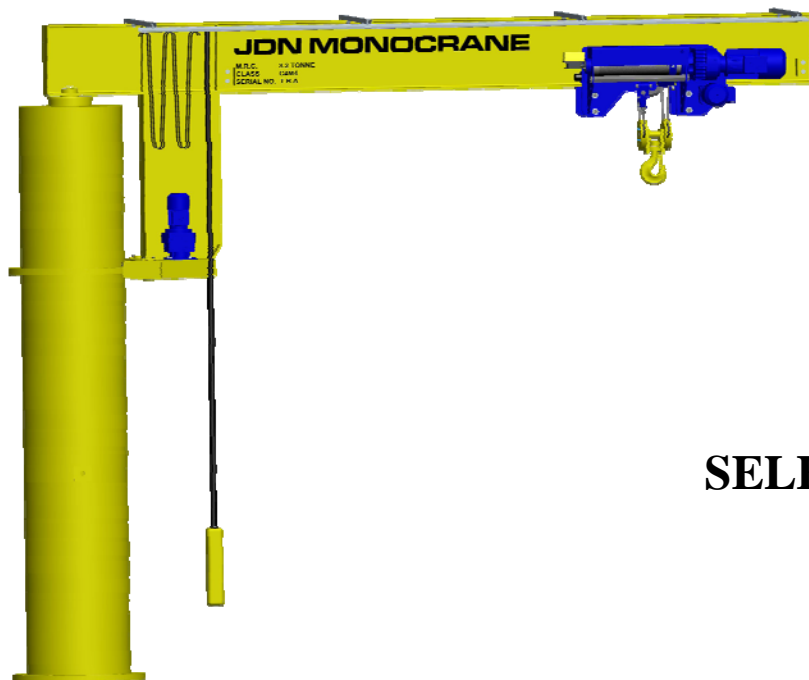


## 0.25t JIB CRANE SELECTION CHART

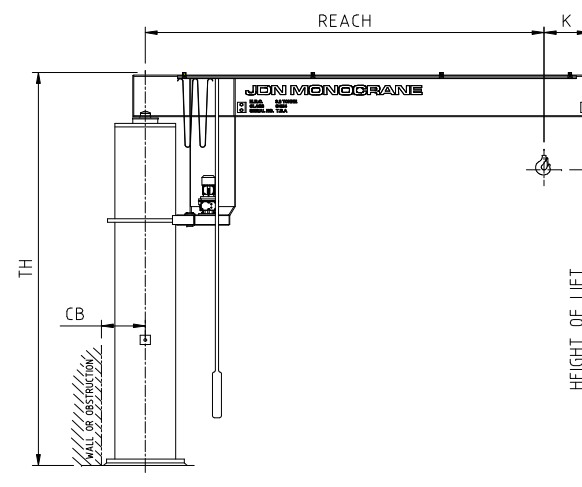


**NOTE: JIB STOCK CODE DOES NOT INCLUDE HOISTS. HOISTS MUST BE ORDERED SEPARATELY**

Reach (m)	Height of Lift (m)	Crane Duty	Slew Speeds (rpm)	TH (mm)	CB (mm)	K (mm)	Jib Stock Code	RECOMMENDED HOIST TO SUIT JIB CRANE			
								Hoist Model	Hoist Duty	Hoist Speeds (m/min)	Travel Speeds (m/min)
3	3.2	M3/M4	MANUAL	3852	265	165	JIB-FSUB003X03032H-MS-PC-FP-N	ERM003SD-S	M4	7.2/2.4	20
4	3.2	M3/M4	MANUAL	3852	290	165	JIB-FSUB003X04032H-MS-PC-FP-N	ERM003SD-S	M4	7.2/2.4	20
5	3.2	M3/M4	MANUAL	3948	290	165	JIB-FSUB003X05032H-MS-PC-FP-N	ERM003SD-S	M4	7.2/2.4	20
6	3.2	M3/M4	MANUAL	4002	310	165	JIB-FSUB003X06032H-MS-PC-FP-N	ERM003SD-S	M4	7.2/2.4	20
7	3.2	M3/M4	MANUAL	4002	335	165	JIB-FSUB003X07032H-MS-PC-FP-N	ERM003SD-S	M4	7.2/2.4	20
8	3.2	M3/M4	MANUAL	4009	385	165	JIB-FSUB003X08032H-MS-PC-FP-N	ERM003SD-S	M4	7.2/2.4	20
9	3.2	M3/M4	MANUAL	4107	385	165	JIB-FSUB003X09032H-MS-PC-FP-N	ERM003SD-S	M4	7.2/2.4	20
10	3.2	M3/M4	MANUAL	4252	385	165	JIB-FSUB003X10032H-MS-PC-FP-N	ERM003SD-S	M4	7.2/2.4	20

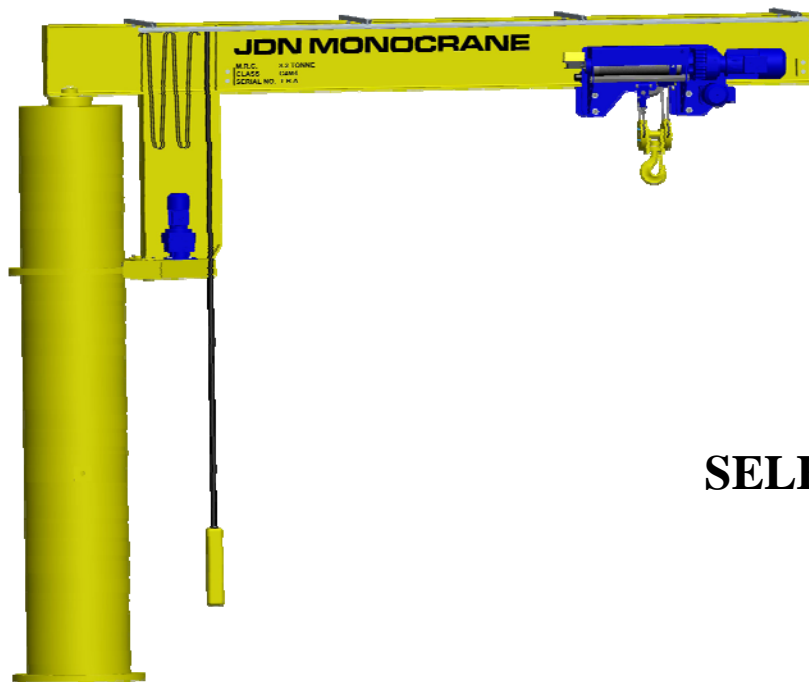


## 0.5t JIB CRANE SELECTION CHART

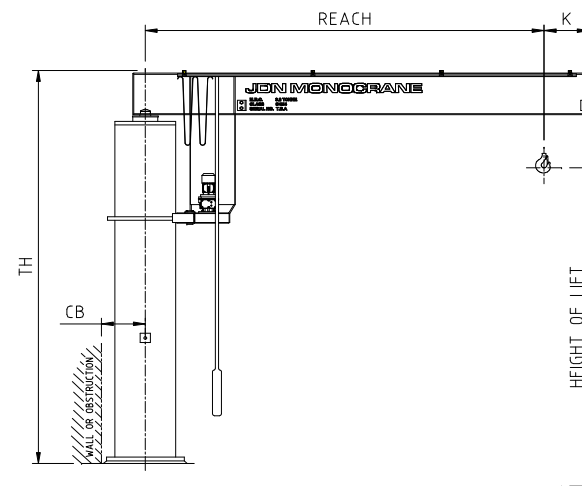


**NOTE: JIB STOCK CODE DOES NOT INCLUDE HOISTS. HOISTS MUST BE ORDERED SEPARATELY**

Reach (m)	Height of Lift (m)	Crane Duty	Slew Speeds (rpm)	TH (mm)	CB (mm)	K (mm)	Jib Stock Code	RECOMMENDED HOIST TO SUIT JIB CRANE			
								Hoist Model	Hoist Duty	Hoist Speeds (m/min)	Travel Speeds (m/min)
3	3.2	M3/M4	MANUAL	3872	290	200	JIB-FSUB005X03032H-MS-PC-FP-N	ERM005SD-S	M4	7.6/2.5	20
4	3.2	M3/M4	MANUAL	3968	290	200	JIB-FSUB005X04032H-MS-PC-FP-N	ERM005SD-S	M4	7.6/2.5	20
5	3.2	M3/M4	MANUAL	4022	310	200	JIB-FSUB005X05032H-MS-PC-FP-N	ERM005SD-S	M4	7.6/2.5	20
6	3.2	M3/M4	MANUAL	4026	385	200	JIB-FSUB005X06032H-MS-PC-FP-N	ERM005SD-S	M4	7.6/2.5	20
7	3.2	M3/M4	MANUAL	4076	385	200	JIB-FSUB005X07032H-MS-PC-FP-N	ERM005SD-S	M4	7.6/2.5	20
8	3.2	M3/M4	MANUAL	4127	385	200	JIB-FSUB005X08032H-MS-PC-FP-N	ERM005SD-S	M4	7.6/2.5	20
9	3.2	M3/M4	MANUAL	4203	440	200	JIB-FSUB005X09032H-MS-PC-FP-N	ERM005SD-S	M4	7.6/2.5	20
10	3.2	M3/M4	MANUAL	4277	440	200	JIB-FSUB005X10032H-MS-PC-FP-N	ERM005SD-S	M4	7.6/2.5	20

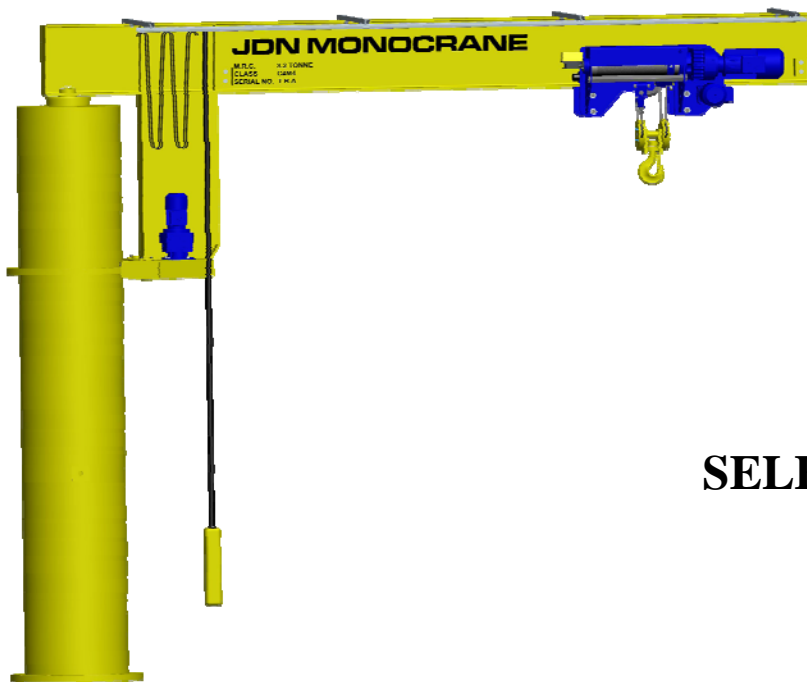


## 1t JIB CRANE SELECTION CHART

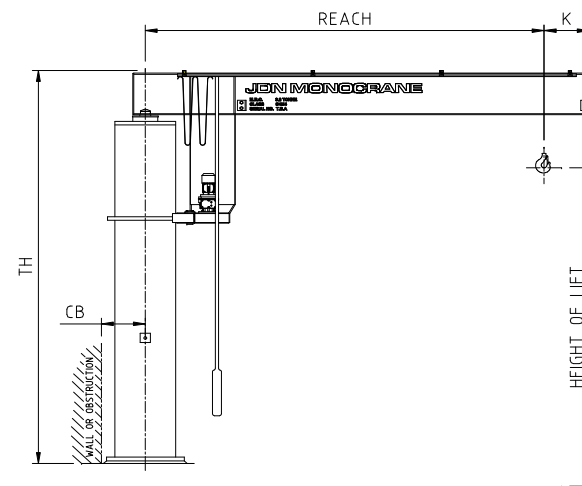


**NOTE: JIB STOCK CODE DOES NOT INCLUDE HOISTS. HOISTS MUST BE ORDERED SEPARATELY**

Reach (m)	Height of Lift (m)	Crane Duty	Slew Speeds (rpm)	TH (mm)	CB (mm)	K (mm)	Jib Stock Code	RECOMMENDED HOIST TO SUIT JIB CRANE			
								Hoist Model	Hoist Duty	Hoist Speeds (m/min)	Travel Speeds (m/min)
3	3.2	M3/M4	MANUAL	3982	310	250	JIB-FSUB010X03032H-MS-PC-FP-N	ERM010SD-S	M4	7.3/2.4	20
4	3.2	M3/M4	MANUAL	4034	335	250	JIB-FSUB010X04032H-MS-PC-FP-N	ERM010SD-S	M4	7.3/2.4	20
5	3.2	M3/M4	MANUAL	4086	385	250	JIB-FSUB010X05032H-MS-PC-FP-N	ERM010SD-S	M4	7.3/2.4	20
6	3.2	M3/M4	MANUAL	4184	385	250	JIB-FSUB010X06032H-MS-PC-FP-N	ERM010SD-S	M4	7.3/2.4	20
7	3.2	M3/M4	MANUAL	4190	440	250	JIB-FSUB010X07032H-MS-PC-FP-N	ERM010SD-S	M4	7.3/2.4	20
8	3.2	M3/M4	MANUAL	4332	440	250	JIB-FSUB010X08032H-MS-PC-FP-N	ERM010SD-S	M4	7.3/2.4	20
9	3.2	M3/M4	MANUAL	4342	470	250	JIB-FSUB010X09032H-MS-PC-FP-N	ERM010SD-S	M4	7.3/2.4	20
10	3.2	M3/M4	MANUAL	4440	470	250	JIB-FSUB010X10032H-MS-PC-FP-N	ERM010SD-S	M4	7.3/2.4	20

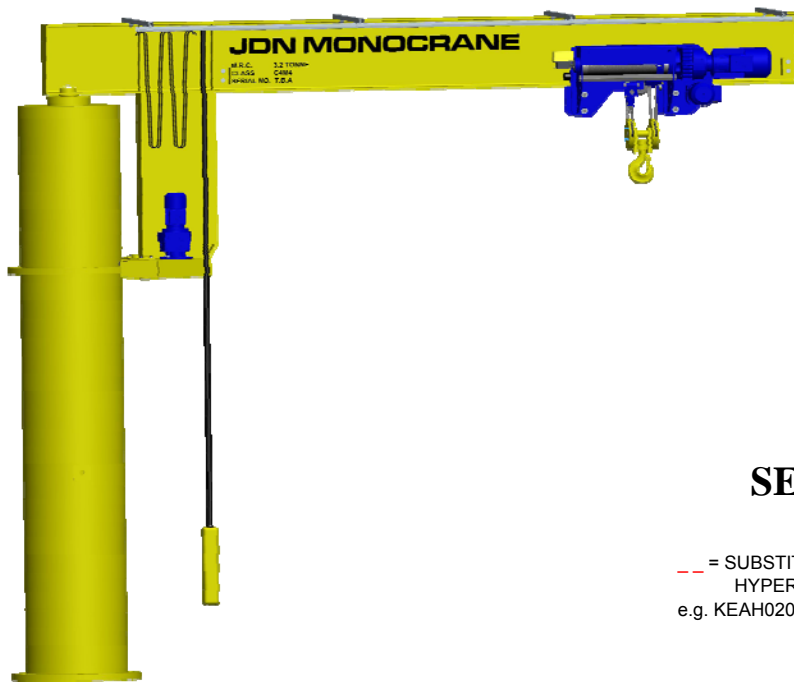


## 2t JIB CRANE SELECTION CHART



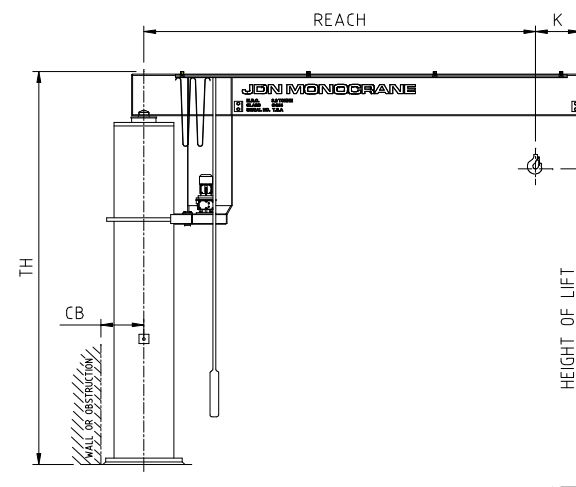
**NOTE: JIB STOCK CODE DOES NOT INCLUDE HOISTS. HOISTS MUST BE ORDERED SEPARATELY**

Reach (m)	Height of Lift (m)	Crane Duty	Slew Speeds (rpm)	TH (mm)	CB (mm)	K (mm)	Jib Stock Code	RECOMMENDED HOIST TO SUIT JIB CRANE			
								Hoist Model	Hoist Duty	Hoist Speeds (m/min)	Travel Speeds (m/min)
3	3.2	M3/M4	MANUAL	4311	335	285	JIB-FSUB020X03032H-MS-PC-FP-N	ERM020SD-S	M4	7.2/2.4	20
4	3.2	M3/M4	MANUAL	4314	385	285	JIB-FSUB020X04032H-MS-PC-FP-N	ERM020SD-S	M4	7.2/2.4	20
5	3.2	M3/M4	MANUAL	4409	440	285	JIB-FSUB020X05032H-MS-PC-FP-N	ERM020SD-S	M4	7.2/2.4	20
6	3.2	M3/M4	MANUAL	4488	440	285	JIB-FSUB020X06032H-MS-PC-FP-N	ERM020SD-S	M4	7.2/2.4	20
7	3.2	M3/M4	MANUAL	4562	470	285	JIB-FSUB020X07032H-MS-PC-FP-N	ERM020SD-S	M4	7.2/2.4	20
8	3.2	M3/M4	MANUAL	4655	495	285	JIB-FSUB020X08032H-MS-PC-FP-N	ERM020SD-S	M4	7.2/2.4	20
9	3.2	M3/M4	MANUAL	4665	495	285	JIB-FSUB020X09032H-MS-PC-FP-N	ERM020SD-S	M4	7.2/2.4	20
10	3.2	M3/M4	MANUAL	4765	520	285	JIB-FSUB020X10032H-MS-PC-FP-N	ERM020SD-S	M4	7.2/2.4	20



## 3.2t JIB CRANE SELECTION CHART

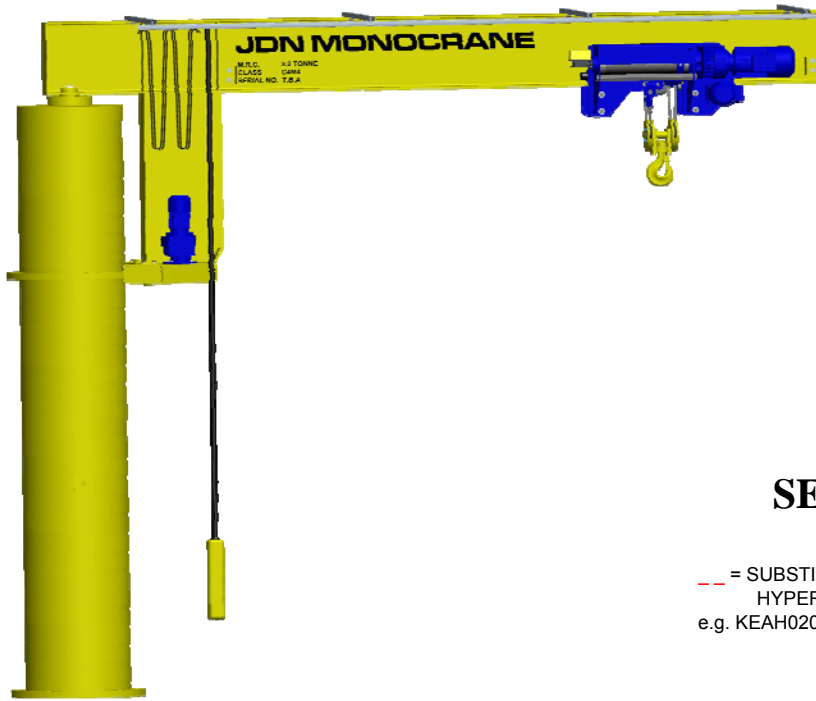
--- = SUBSTITUTE FOR REQUIRED SPEED & 2-SPEED OR  
HYPER SPEED & i-GLIDE  
e.g. KEAH02008-31-4/1-L024F20F



**NOTE: JIB STOCK CODE DOES NOT INCLUDE HOISTS. HOISTS MUST BE ORDERED SEPARATELY**

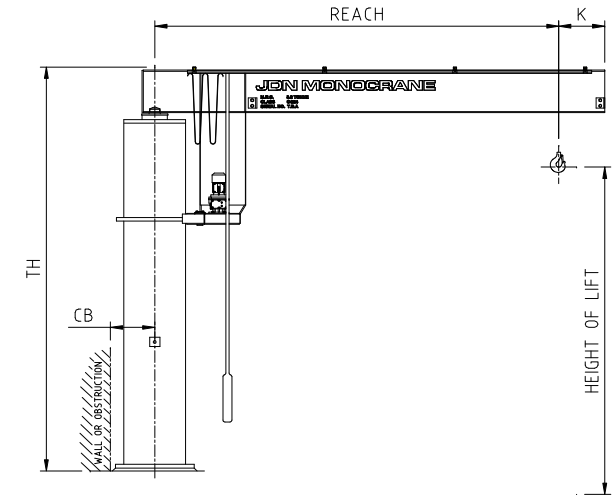
Reach (m)	Height of Lift (m)	Crane Duty	Slew Speeds (rpm)	Max Tip Speed (m/min)	TH (mm)	CB (mm)	K (mm)	Jib Stock Code	RECOMMENDED HOIST TO SUIT JIB CRANE			
									Hoist Model	Hoist Duty	Hoist Speeds (m/min)	Travel Speeds (m/min)
3	3.2	M3/M4	0.5	10	4139	385	445	JIB-FSUB032X03032H-PS-PC-RP-N	KEAH02008---4/1-L024---	M6	REFER TO HOIST SELECTION CHARTS FOR AVAILABLE SPEEDS	20
4	3.2	M3/M4	0.4	10	4234	440	445	JIB-FSUB032X04032H-PS-PC-RP-N	KEAH02008---4/1-L024---	M6		20
5	3.2	M3/M4	0.3	10	4313	470	445	JIB-FSUB032X05032H-PS-PC-RP-N	KEAH02008---4/1-L024---	M6		20
6	3.2	M3/M4	0.3	10	4387	495	445	JIB-FSUB032X06032H-PS-PC-RP-N	KEAH02008---4/1-L024---	M6		20
7	3.2	M3/M4	0.2	10	4480	495	445	JIB-FSUB032X07032H-PS-PC-RP-N	KEAH02008---4/1-L024---	M6		20
8	3.2	M3/M4	0.2	10	4490	520	445	JIB-FSUB032X08032H-PS-PC-RP-N	KEAH02008---4/1-L024---	M6		20
9	3.2	M3/M4	0.2	10	4590	545	445	JIB-FSUB032X09032H-PS-PC-RP-N	KEAH02008---4/1-L024---	M6		20
10	3.2	M3/M4	0.2	10	4596	570	445	JIB-FSUB032X10032H-PS-PC-RP-N	KEAH02008---4/1-L024---	M6		20





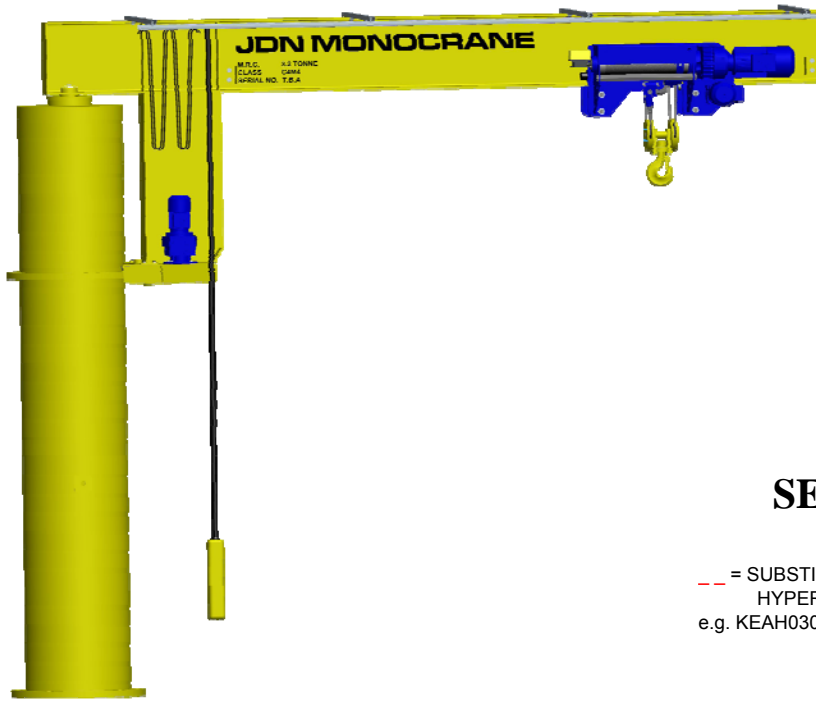
## 5t JIB CRANE SELECTION CHART

--- = SUBSTITUTE FOR REQUIRED SPEED & 2-SPEED OR  
HYPER SPEED & i-GLIDE  
e.g. KEAH02012-23-4/1-L024F20F



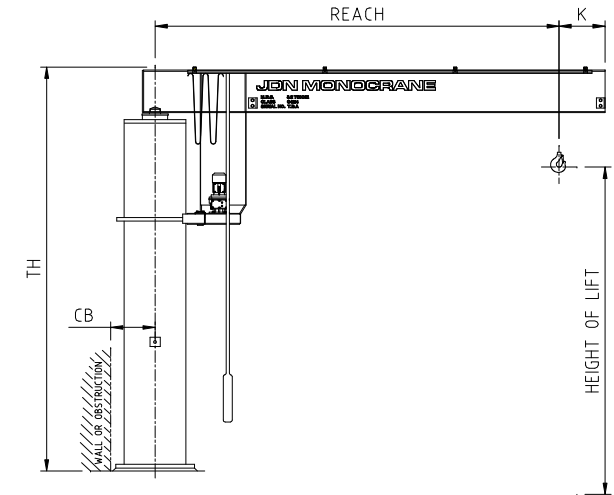
**NOTE: JIB STOCK CODE DOES NOT INCLUDE HOISTS. HOISTS MUST BE ORDERED SEPARATELY**

Reach (m)	Height of Lift (m)	Crane Duty	Slew Speeds (rpm)	Max Tip Speed (m/min)	TH (mm)	CB (mm)	K (mm)	Jib Stock Code	RECOMMENDED HOIST TO SUIT JIB CRANE			
									Hoist Model	Hoist Duty	Hoist Speeds (m/min)	Travel Speeds (m/min)
3	3.2	M3/M4	0.5	10	4240	385	445	JIB-FSUB050X03032H-PS-PC-RP-N	KEAH02012-___-4/1-L024-___	M3/M4	REFER TO HOIST SELECTION CHARTS FOR AVAILABLE SPEEDS	20
4	3.2	M3/M4	0.4	10	4313	440	445	JIB-FSUB050X04032H-PS-PC-RP-N	KEAH02012-___-4/1-L024-___	M3/M4		20
5	3.2	M3/M4	0.3	10	4387	470	445	JIB-FSUB050X05032H-PS-PC-RP-N	KEAH02012-___-4/1-L024-___	M3/M4		20
6	3.2	M3/M4	0.3	10	4480	495	445	JIB-FSUB050X06032H-PS-PC-RP-N	KEAH02012-___-4/1-L024-___	M3/M4		20
7	3.2	M3/M4	0.2	10	4490	520	445	JIB-FSUB050X07032H-PS-PC-RP-N	KEAH02012-___-4/1-L024-___	M3/M4		20
8	3.2	M3/M4	0.2	10	4590	545	445	JIB-FSUB050X08032H-PS-PC-RP-N	KEAH02012-___-4/1-L024-___	M3/M4		20
9	3.2	M3/M4	0.2	10	4596	600	445	JIB-FSUB050X09032H-PS-PC-RP-N	KEAH02012-___-4/1-L024-___	M3/M4		20
10	3.2	M3/M4	0.2	10	4816	662.5	445	JIB-FSUB050X10032H-PS-PC-RP-N	KEAH02012-___-4/1-L024-___	M3/M4		20



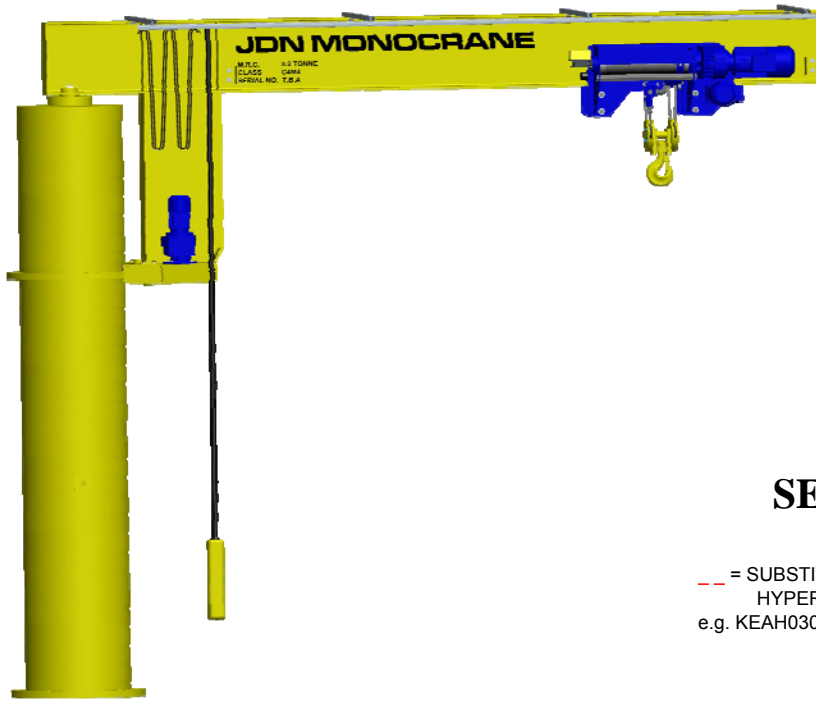
## 6.3t JIB CRANE SELECTION CHART

--- = SUBSTITUTE FOR REQUIRED SPEED & 2-SPEED OR  
HYPER SPEED & i-GLIDE  
e.g. KEAH03016-18-4/1-L024F20F



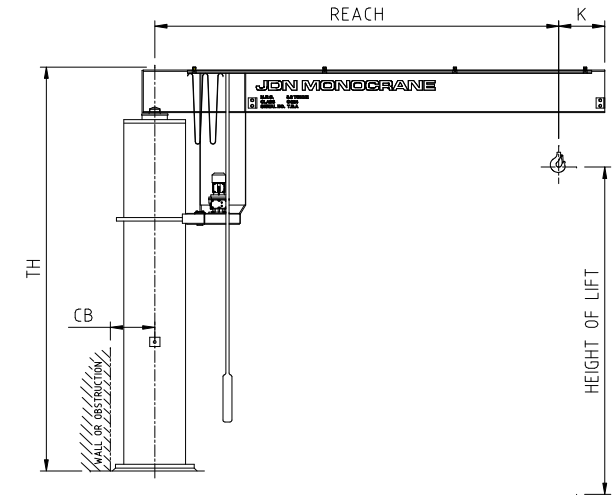
**NOTE: JIB STOCK CODE DOES NOT INCLUDE HOISTS. HOISTS MUST BE ORDERED SEPARATELY**

Reach (m)	Height of Lift (m)	Crane Duty	Slew Speeds (rpm)	Max Tip Speed (m/min)	TH (mm)	CB (mm)	K (mm)	Jib Stock Code	RECOMMENDED HOIST TO SUIT JIB CRANE			
									Hoist Model	Hoist Duty	Hoist Speeds (m/min)	Travel Speeds (m/min)
3	3.2	M3/M4	0.5	10	4477	385	500	JIB-FSUB063X03032H-PS-PC-RP-N	KEAH03016- ---4/1-L024 ---	M5	REFER TO HOIST SELECTION CHARTS FOR AVAILABLE SPEEDS	20
4	3.2	M3/M4	0.4	10	4477	440	500	JIB-FSUB063X04032H-PS-PC-RP-N	KEAH03016- ---4/1-L024 ---	M5		20
5	3.2	M3/M4	0.3	10	4482	495	500	JIB-FSUB063X05032H-PS-PC-RP-N	KEAH03016- ---4/1-L024 ---	M5		20
6	3.2	M3/M4	0.3	10	4580	520	500	JIB-FSUB063X06032H-PS-PC-RP-N	KEAH03016- ---4/1-L024 ---	M5		20
7	3.2	M3/M4	0.2	10	4680	545	500	JIB-FSUB063X07032H-PS-PC-RP-N	KEAH03016- ---4/1-L024 ---	M5		20
8	3.2	M3/M4	0.2	10	4686	600	500	JIB-FSUB063X08032H-PS-PC-RP-N	KEAH03016- ---4/1-L024 ---	M5		20



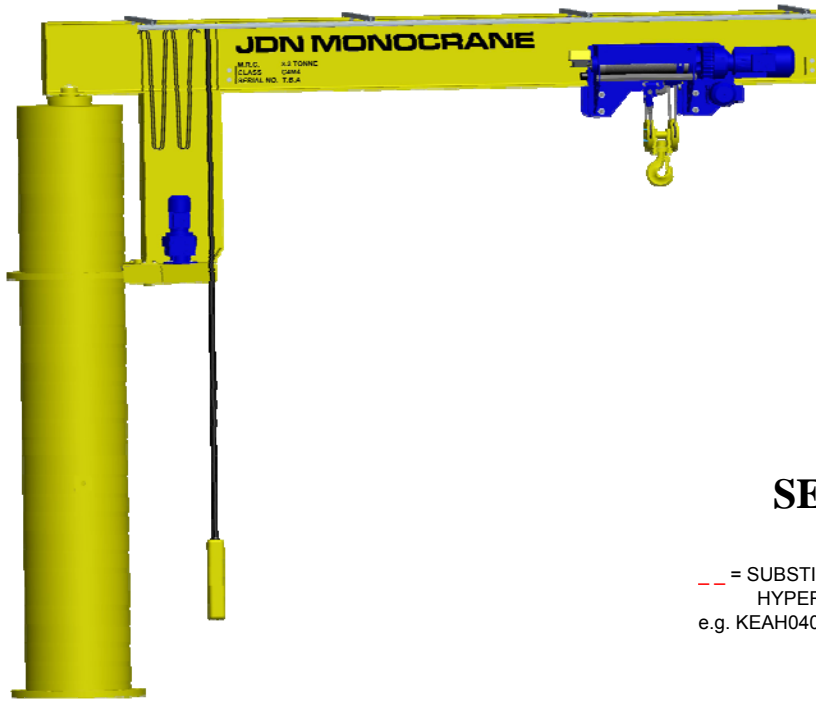
## 8t JIB CRANE SELECTION CHART

--- = SUBSTITUTE FOR REQUIRED SPEED & 2-SPEED OR  
HYPER SPEED & i-GLIDE  
e.g. KEAH03020-16-4/1-L024F20F



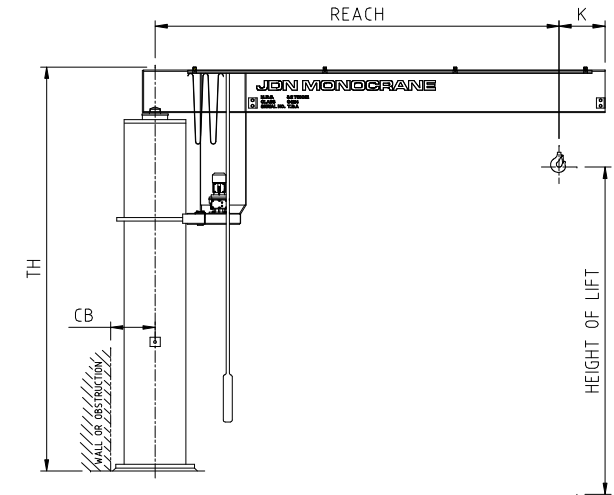
**NOTE: JIB STOCK CODE DOES NOT INCLUDE HOISTS. HOISTS MUST BE ORDERED SEPARATELY**

Reach (m)	Height of Lift (m)	Crane Duty	Slew Speeds (rpm)	Max Tip Speed (m/min)	TH (mm)	CB (mm)	K (mm)	Jib Stock Code	RECOMMENDED HOIST TO SUIT JIB CRANE			
									Hoist Model	Hoist Duty	Hoist Speeds (m/min)	Travel Speeds (m/min)
3	3.2	M3/M4	0.5	10	4477	440	500	JIB-FSUB080X03032H-PS-PC-RP-N	KEAH03020-___-4/1-L024-___	M3/M4	REFER TO HOIST SELECTION CHARTS FOR AVAILABLE SPEEDS	20
4	3.2	M3/M4	0.4	10	4482	470	500	JIB-FSUB080X04032H-PS-PC-RP-N	KEAH03020-___-4/1-L024-___	M3/M4		20
5	3.2	M3/M4	0.3	10	4570	495	500	JIB-FSUB080X05032H-PS-PC-RP-N	KEAH03020-___-4/1-L024-___	M3/M4		20
6	3.2	M3/M4	0.3	10	4680	545	500	JIB-FSUB080X06032H-PS-PC-RP-N	KEAH03020-___-4/1-L024-___	M3/M4		20
7	3.2	M3/M4	0.2	10	4686	600	500	JIB-FSUB080X07032H-PS-PC-RP-N	KEAH03020-___-4/1-L024-___	M3/M4		20



## 10t JIB CRANE SELECTION CHART

--- = SUBSTITUTE FOR REQUIRED SPEED & 2-SPEED OR  
HYPER SPEED & i-GLIDE  
e.g. KEAH04025-18-4/1-L024F20F



**NOTE: JIB STOCK CODE DOES NOT INCLUDE HOISTS. HOISTS MUST BE ORDERED SEPARATELY**

Reach (m)	Height of Lift (m)	Crane Duty	Slew Speeds (rpm)	Max Tip Speed (m/min)	TH (mm)	CB (mm)	K (mm)	Jib Stock Code	RECOMMENDED HOIST TO SUIT JIB CRANE			
									Hoist Model	Hoist Duty	Hoist Speeds (m/min)	Travel Speeds (m/min)
3	3.2	M3/M4	0.5	10	4472	440	500	JIB-FSUB100X03032H-PS-PC-RP-N	KEAH04025- ---4/1-L024 ---	M5	REFER TO HOIST SELECTION CHARTS FOR AVAILABLE SPEEDS	20
4	3.2	M3/M4	0.4	10	4570	495	500	JIB-FSUB100X04032H-PS-PC-RP-N	KEAH04025- ---4/1-L024 ---	M5		20
5	3.2	M3/M4	0.3	10	4570	545	500	JIB-FSUB100X05032H-PS-PC-RP-N	KEAH04025- ---4/1-L024 ---	M5		20
6	3.2	M3/M4	0.3	10	4670	600	500	JIB-FSUB100X06032H-PS-PC-RP-N	KEAH04025- ---4/1-L024 ---	M5		20

## **Victoria**

### **Head Office**

7-11 Nathan Road

DANDENONG VIC 3175

Tel: +61 3 9797 6666

Fax: +61 3 9793 3022

Email: sales\_vic@jdn.com.au

## **Queensland**

14 Freight Street

YATALA QLD 4207

Tel: +61 7 3807 7852

Fax: +61 7 3807 3460

Email: sales\_qld@jdn.com.au

## **South Australia**

Unit 3, 59 Kapara Road

GILLMAN SA 5013

Tel: +61 8 8447 2266

Fax: +61 8 8447 2277

Email: sales\_sa@jdn.com.au

## **New South Wales**

Tel: +61 2 9773 7714

Fax: +61 2 9773 7914

Web: [www.jdn.com.au](http://www.jdn.com.au)

## **New Zealand**

16 Tavern Road

SILVERDALE AUCKLAND 2001

Tel: +64 9 426 7636

Fax: +64 9 426 9888

Web: [www.monocrane.co.nz](http://www.monocrane.co.nz)

Email: [admin@monocrane.co.nz](mailto:admin@monocrane.co.nz)

