TOP RUNNING CRANE
STOCK CODE KEY

ST = SG TOP RUNNING
SU = SG UNDERSLUNG
DT = DOUBLE GIRDER TOP RUN
DU = DOUBLE GIRDER U/S
TT = TORSION BOX TOP RUN
PF = FULL PORTAL
PS = SEMI PORTAL

A = UNSPECIFIED VARIABLE

A = UNSPECIFIED VARIABLE
K= KIT- CRANE BRIDGE NOT SUPPLIED
L=KIT- CRANE BRIDGE AND ENDCARRIAGE FABRICATION NOT PROVIDED

MRC

SPAN
SUITABLE FOR SPAN LESS AND UP TO 20m - EXACT SPAN TO BE PROVIDED eg. 19.823mm

HOIST FRAME SIZE

1000	4000	7000	10000
2000	5000	8000	11000
3000	6000	9000	

ST	A	A	05	20	02	23	F	024	4/1	F	20	F	40

ROPE SPEED
Rope Speed = Linear Speed of Rope off Drum (m/min).
Hoisting speed = $\frac{\text{Rope speed off drum}}{\text{Rf}}$

14/17 = HYPERSPEED eg. $\frac{17}{4\ (Rf)}$ = 4.25 m/min Hoisting Speed

23 = 2 speed. - eg. $\frac{23}{4\ (Rf)}$ = 5.8 Hoisting Speed

H = HYPERSPEED
F = 2 SPEED

DRUM LENGTH
L024 **L040** **L060** **L080** **L100** **L120**
Nominal drum length which refers to amount of usable rope on hoist drum
Drum length = Height of Lift (H.O.L) e.g. $\frac{24}{4}$ = 6m H.O.L, $\frac{40}{4}$ = 10m H.O.L
Rf

ROPE FALLS
Reeving Factor (Rf) = $\frac{\text{No. Rope Falls}}{\text{No. Rope Lead off Drum}}$ eg. 4/1 = $\frac{4}{1}$ = 4 eg. 8/2 = $\frac{8}{2}$ = 4

4/1 = 4 Falls of rope 1 lead off drum (Rf = 4) 8/2 = 8 Falls of rope twin lead off (Rf = 4)
2/1 = 2 Falls of rope 1 lead off drum (Rf = 2) 4/2 = 4 Falls of rope twin lead off (Rf = 2)
1/1 = 1 Fall of rope 1 lead off drum (Rf = 1) 2/2 = 2 Falls of rope twin lead off (Rf = 1)

CROSS TRAVEL MOTOR TYPE
I = I-GLIDE - Fast = 1 x max, Medium = 1/3 x max, Creep = 1/12 x max eg. 20/6.66/1.66 m/min
F = 2 SPEED - Slow = 1/4 of max speed eg. 20/5 m/min

CROSS TRAVEL SPEED (MAXIMUM)
In metres/minute

LONG TRAVEL MOTOR TYPE
I = I-GLIDE - Fast = 1 x max, Medium = 1/3 x max, Creep = 1/12 x max eg. 40/13.33/3.33 m/min
F = 2 SPEED - Slow = 1/4 of max speed eg. 40/10 m/min

LONG TRAVEL SPEED
In metres/minute

e.g. STAA05X20-02-23F024-4/1F20F40
Single Girder Top Running, 5t MRC, 20m Span, 2000 Series, 5.8 m/min 2-Speed Hoisting, 6m H.O.L, 4 Falls of Rope, 1 Lead off Drum, 2-Speed 20m/min Cross Travel, 2-Speed 40m/min Long Travel

CRANE SPECIFICATION: 5t x 20m Span Single Girder
5.8/1.5 m/min 2-Speed Hoisting
20/5 m/min Cross Travel Speeds
40/10 m/min Long Travel Speeds

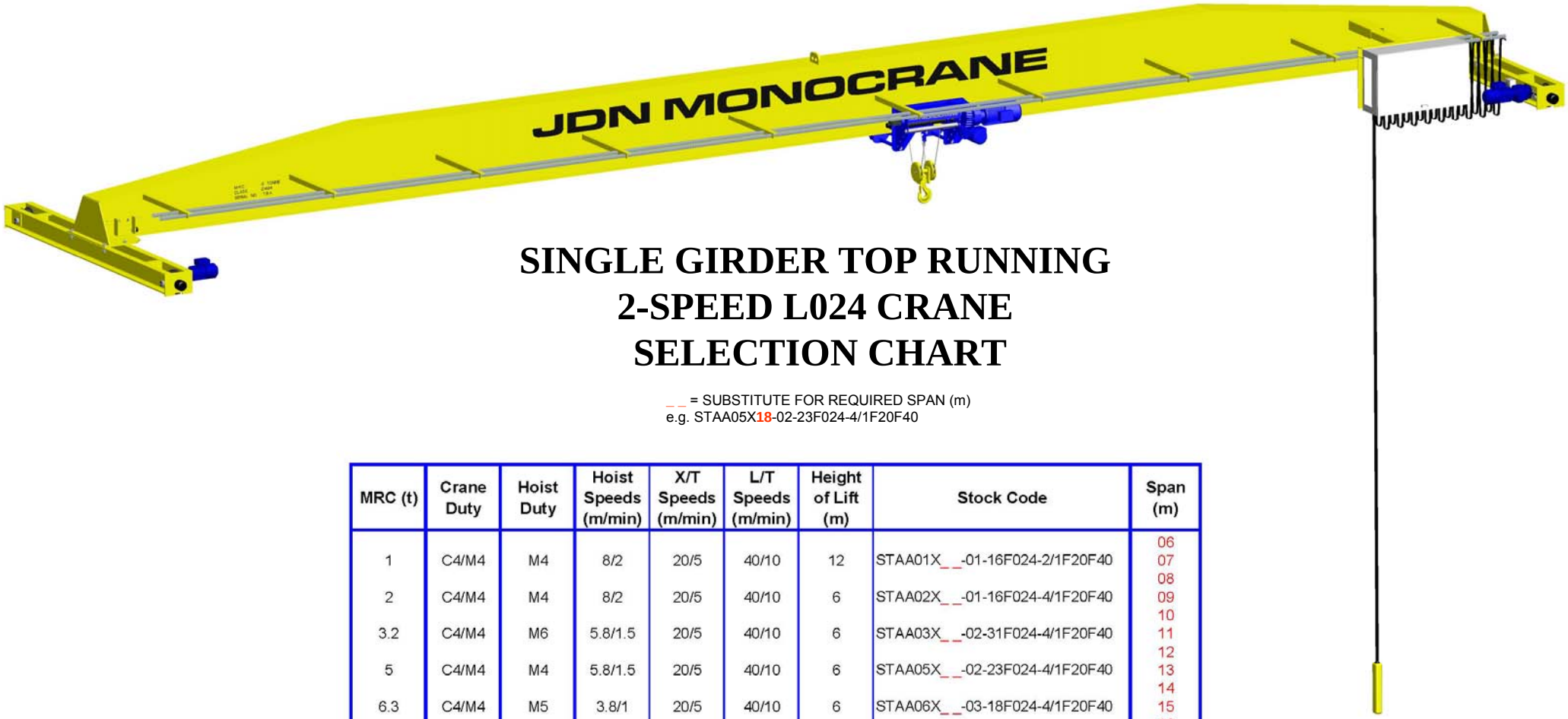

SINGLE GIRDER TOP RUNNING
2-SPEED L024 CRANE
SELECTION CHART

_ _ = SUBSTITUTE FOR REQUIRED SPAN (m)
e.g. STAA05X18-02-23F024-4/1F20F40

MRC (t)	Crane Duty	Hoist Duty	Hoist Speeds (m/min)	X/T Speeds (m/min)	L/T Speeds (m/min)	Height of Lift (m)	Stock Code	Span (m)
1	C4/M4	M4	8/2	20/5	40/10	12	STAA01X_ _-01-16F024-2/1F20F40	06 07 08
2	C4/M4	M4	8/2	20/5	40/10	6	STAA02X_ _-01-16F024-4/1F20F40	09 10
3.2	C4/M4	M6	5.8/1.5	20/5	40/10	6	STAA03X_ _-02-31F024-4/1F20F40	11 12
5	C4/M4	M4	5.8/1.5	20/5	40/10	6	STAA05X_ _-02-23F024-4/1F20F40	13 14
6.3	C4/M4	M5	3.8/1	20/5	40/10	6	STAA06X_ _-03-18F024-4/1F20F40	15 16
8	C4/M4	M4	3.3/0.9	20/5	40/10	6	STAA08X_ _-03-16F024-4/1F20F40	17 18
10	C4/M4	M5	4.5/1.2	20/5	40/10	6	STAA10X_ _-04-18F024-4/1F20F40	19 20
12.5	C4/M4	M4	4/1	20/5	40/10	6	STAA12X_ _-04-16F024-4/1F20F40	21 22
16	C4/M4	M4	4.5/1.2	20/5	40/10	6	STAA16X_ _-05-18F024-4/1F20F40	23 24
20	REFER TO L040 FOR THESE CAPACITIES							25 26
25								27 28
32								29 30 31 32

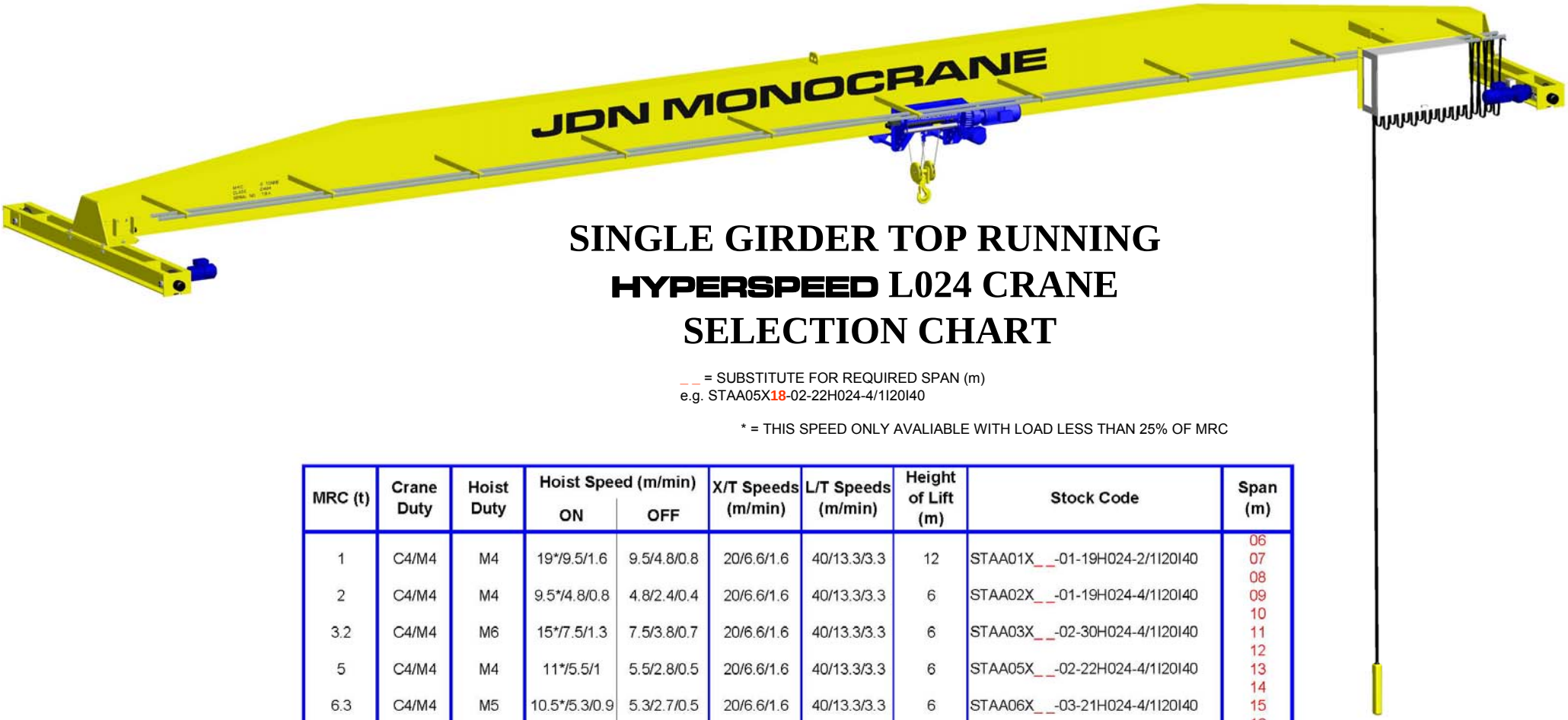

SINGLE GIRDER TOP RUNNING
HYPERSPEED L024 CRANE
SELECTION CHART

_ _ = SUBSTITUTE FOR REQUIRED SPAN (m)
e.g. STAA05X18-02-22H024-4/1I20I40

* = THIS SPEED ONLY AVALIABLE WITH LOAD LESS THAN 25% OF MRC

MRC (t)	Crane Duty	Hoist Duty	Hoist Speed (m/min) ON	Hoist Speed (m/min) OFF	X/T Speeds (m/min)	L/T Speeds (m/min)	Height of Lift (m)	Stock Code	Span (m)
1	C4/M4	M4	19*/9.5/1.6	9.5/4.8/0.8	20/6.6/1.6	40/13.3/3.3	12	STAA01X_ _-01-19H024-2/1I20I40	06 07 08
2	C4/M4	M4	9.5*/4.8/0.8	4.8/2.4/0.4	20/6.6/1.6	40/13.3/3.3	6	STAA02X_ _-01-19H024-4/1I20I40	09 10
3.2	C4/M4	M6	15*/7.5/1.3	7.5/3.8/0.7	20/6.6/1.6	40/13.3/3.3	6	STAA03X_ _-02-30H024-4/1I20I40	11 12
5	C4/M4	M4	11*/5.5/1	5.5/2.8/0.5	20/6.6/1.6	40/13.3/3.3	6	STAA05X_ _-02-22H024-4/1I20I40	13 14
6.3	C4/M4	M5	10.5*/5.3/0.9	5.3/2.7/0.5	20/6.6/1.6	40/13.3/3.3	6	STAA06X_ _-03-21H024-4/1I20I40	15 16
8	C4/M4	M4	9.5*/4.8/0.8	4.8/2.4/0.4	20/6.6/1.6	40/13.3/3.3	6	STAA08X_ _-03-19H024-4/1I20I40	17 18
10	C4/M4	M5	10.5*/5.3/0.9	5.3/2.7/0.5	20/6.6/1.6	40/13.3/3.3	6	STAA10X_ _-04-21H024-4/1I20I40	19 20
12.5	C4/M4	M4	8.5*/4.3/0.8	4.3/2.2/0.4	20/6.6/1.6	40/13.3/3.3	6	STAA12X_ _-04-17H024-4/1I20I40	21 22
16	C4/M4	M4	8*/4/0.7	4/2/0.4	20/6.6/1.6	40/13.3/3.3	6	STAA16X_ _-05-16H024-4/1I20I40	23 24
20	REFER TO L040 FOR THESE CAPACITIES								25 26
25									27 28
32									29 30 31 32

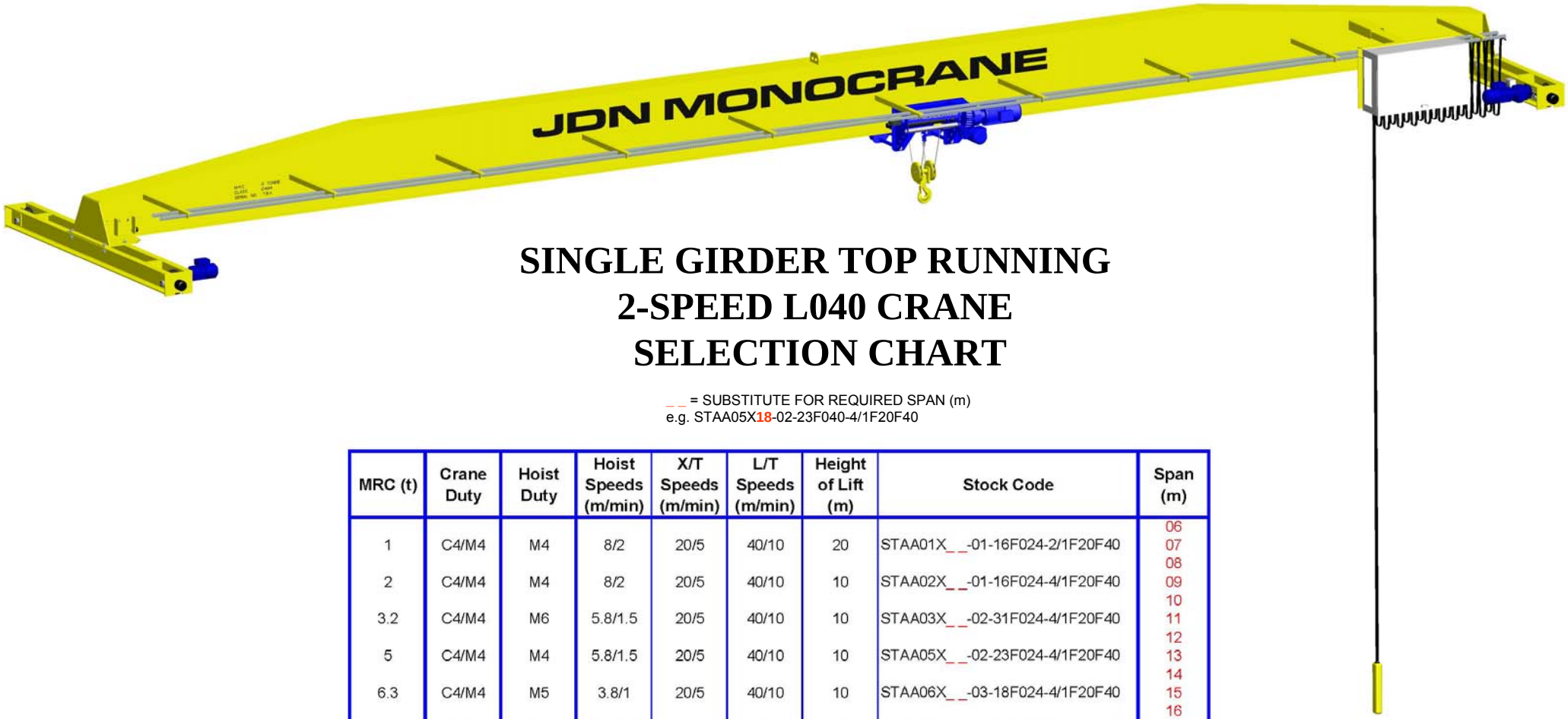

SINGLE GIRDER TOP RUNNING
2-SPEED L040 CRANE
SELECTION CHART

_ _ = SUBSTITUTE FOR REQUIRED SPAN (m)
e.g. STAA05X18-02-23F040-4/1F20F40

MRC (t)	Crane Duty	Hoist Duty	Hoist Speeds (m/min)	X/T Speeds (m/min)	L/T Speeds (m/min)	Height of Lift (m)	Stock Code	Span (m)
1	C4/M4	M4	8/2	20/5	40/10	20	STAA01X_ _-01-16F024-2/1F20F40	06 07
2	C4/M4	M4	8/2	20/5	40/10	10	STAA02X_ _-01-16F024-4/1F20F40	08 09
3.2	C4/M4	M6	5.8/1.5	20/5	40/10	10	STAA03X_ _-02-31F024-4/1F20F40	10 11
5	C4/M4	M4	5.8/1.5	20/5	40/10	10	STAA05X_ _-02-23F024-4/1F20F40	12 13
6.3	C4/M4	M5	3.8/1	20/5	40/10	10	STAA06X_ _-03-18F024-4/1F20F40	14 15
8	C4/M4	M4	3.3/0.9	20/5	40/10	10	STAA08X_ _-03-16F024-4/1F20F40	16 17
10	C4/M4	M5	4.5/1.2	20/5	40/10	10	STAA10X_ _-04-18F024-4/1F20F40	18 19
12.5	C4/M4	M4	4/1	20/5	40/10	10	STAA12X_ _-04-16F024-4/1F20F40	20 21
16	C4/M4	M4	4.5/1.2	20/5	40/10	10	STAA16X_ _-05-18F024-4/1F20F40	22 23
20	C4/M4	M4	3.8/1	20/5	40/10	10	STAA20X_ _-06-18F040-4/1F20F40	24 25
25	C4/M4	M5	3.8/1	20/5	40/10	10	STAA25X_ _-07-15F040-4/1F20F40	26 27
32	C4/M4	M4	3.3/0.9	20/5	40/10	10	STAA32X_ _-07-13F040-4/1F20F40	28 29 30 31 32

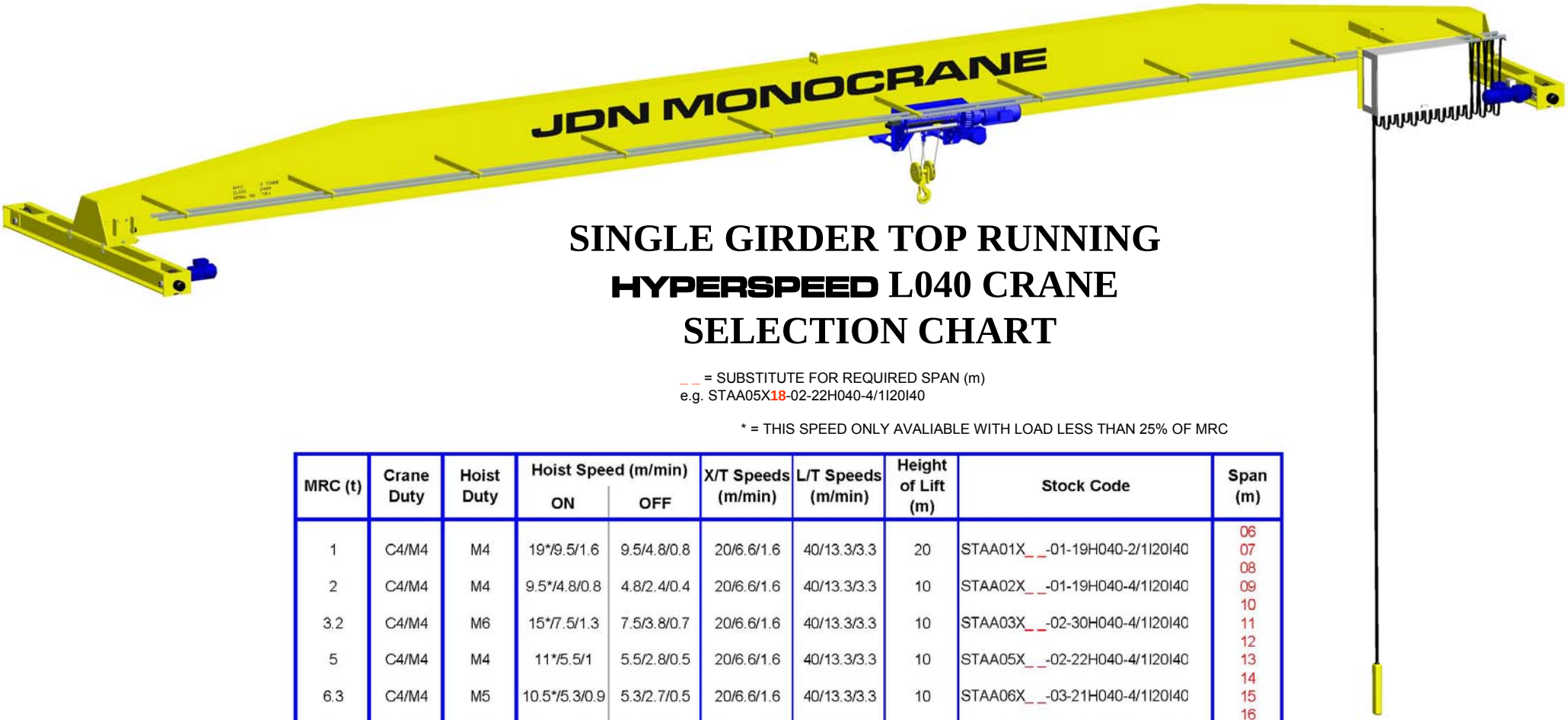

SINGLE GIRDER TOP RUNNING HYPERSPEED L040 CRANE SELECTION CHART

_ _ = SUBSTITUTE FOR REQUIRED SPAN (m)
e.g. STAA05X18-02-22H040-4/1I20I40

* = THIS SPEED ONLY AVALIABLE WITH LOAD LESS THAN 25% OF MRC

MRC (t)	Crane Duty	Hoist Duty	Hoist Speed (m/min) ON	Hoist Speed (m/min) OFF	X/T Speeds (m/min)	L/T Speeds (m/min)	Height of Lift (m)	Stock Code	Span (m)
1	C4/M4	M4	19*/9.5/1.6	9.5/4.8/0.8	20/6.6/1.6	40/13.3/3.3	20	STAA01X_ _-01-19H040-2/1I20I40	06 07 08
2	C4/M4	M4	9.5*/4.8/0.8	4.8/2.4/0.4	20/6.6/1.6	40/13.3/3.3	10	STAA02X_ _-01-19H040-4/1I20I40	09 10
3.2	C4/M4	M6	15*/7.5/1.3	7.5/3.8/0.7	20/6.6/1.6	40/13.3/3.3	10	STAA03X_ _-02-30H040-4/1I20I40	11 12
5	C4/M4	M4	11*/5.5/1	5.5/2.8/0.5	20/6.6/1.6	40/13.3/3.3	10	STAA05X_ _-02-22H040-4/1I20I40	13 14
6.3	C4/M4	M5	10.5*/5.3/0.9	5.3/2.7/0.5	20/6.6/1.6	40/13.3/3.3	10	STAA06X_ _-03-21H040-4/1I20I40	15 16
8	C4/M4	M4	9.5*/4.8/0.8	4.8/2.4/0.4	20/6.6/1.6	40/13.3/3.3	10	STAA08X_ _-03-19H040-4/1I20I40	17 18
10	C4/M4	M5	10.5*/5.3/0.9	5.3/2.7/0.5	20/6.6/1.6	40/13.3/3.3	10	STAA10X_ _-04-21H040-4/1I20I40	19 20
12.5	C4/M4	M4	8.5*/4.3/0.8	4.3/2.2/0.4	20/6.6/1.6	40/13.3/3.3	10	STAA12X_ _-04-17H040-4/1I20I40	21 22
16	C4/M4	M4	8*/4/0.7	4/2/0.4	20/6.6/1.6	40/13.3/3.3	10	STAA16X_ _-05-16H040-4/1I20I40	23 24
20	C4/M4	M4	7.5*/3.8/0.7	3.8/1.9/0.4	20/6.6/1.6	40/13.3/3.3	10	STAA20X_ _-06-15H040-4/1I20I40	25 26
25	C4/M4	M5	8*/4/0.7	4/2/0.4	20/6.6/1.6	40/13.3/3.3	10	STAA25X_ _-07-16H040-4/1I20I40	27 28
32	C4/M4	M4	6.5*/3.3/0.6	3.3/1.7/0.3	20/6.6/1.6	40/13.3/3.3	10	STAA32X_ _-07-13H040-4/1I20I40	29 30 31 32